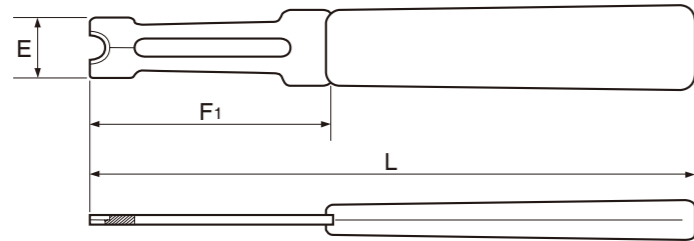


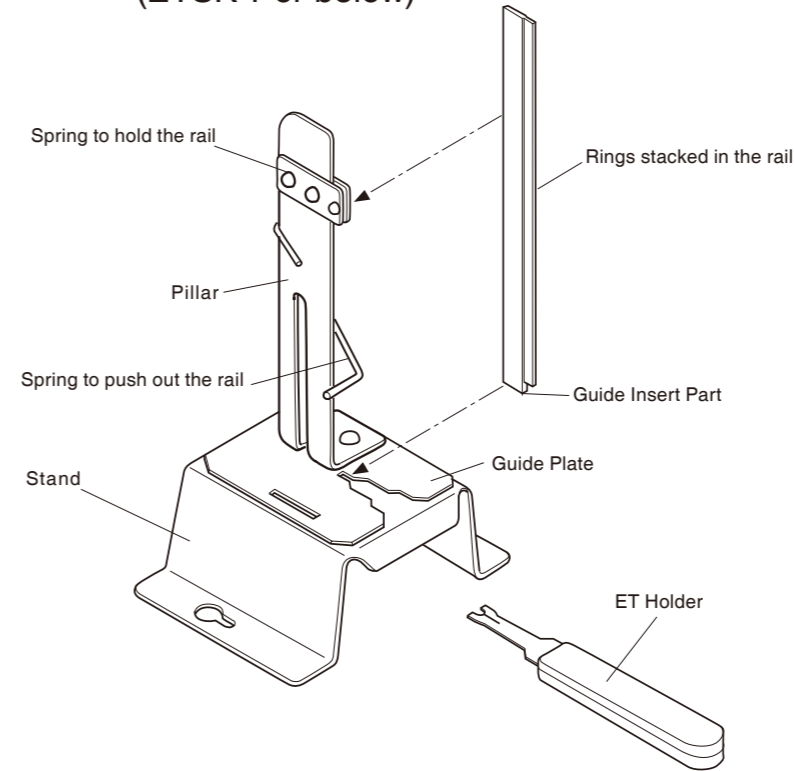
ET Holder



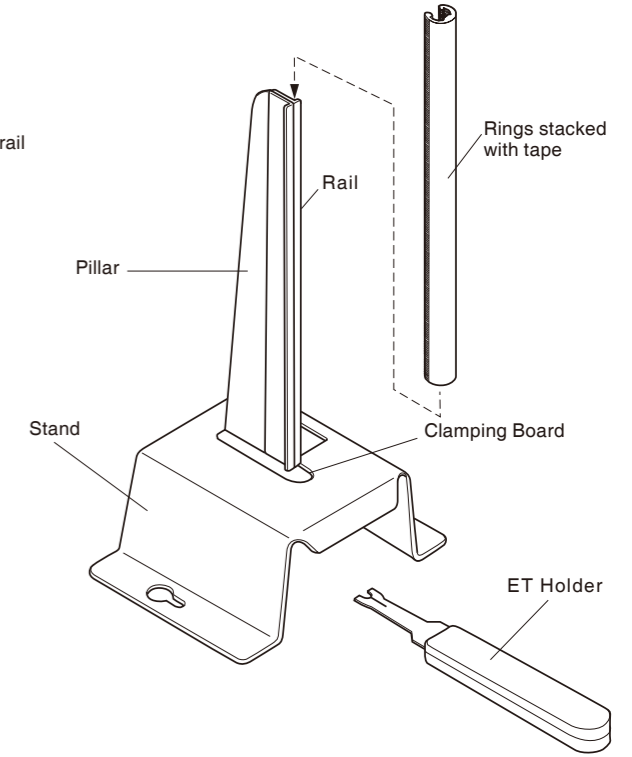
Unit:mm

Size No.	Applicable Size of E-Ring			ET Holder Size No.	Dimension				
	Diameter of inner periphery	Diameter of outer periphery	Plate thickness		L	F1	E	G	H
ETW- 0.6	0.6	1.5	0.2	ETH- 0.6	123	39	3.6	12	5
0.7	0.67	2	0.2				5		
0.8	0.8	2	0.2	1	122	38	7	9	8
1	0.98	2.8	0.2				1.2		
1.2	1.2	3	0.3	1.5	124	40	10	10	14
1.5	1.5	4	0.4	1.9					
1.9	1.9	4.5	0.4	2	123	43	12	12	10
2	2	5	0.4	2.3, 2.5					
2.3	2.3	6	0.4	2.3, 2.5	129	49	18	16	12
2.5	2.5	6	0.4	3, 3.2					
3	3	7	0.6	3, 3.2	154	54	21	18	14
3.2	3.2	7	0.6	4					
4	4	9	0.6	4	160	60	24	20	10
5	5	11	0.6	5					
6	6	12	0.8	6	163	63	26	23	12
7	7	14	0.8	7					
8	8	16	0.8	8	165	65	29	26	14
9	9	18	0.8	9					
10	10	20	1	10	165	65	29	26	14
12	12	23	1	12					

●For E-Rings stacked on rail (ETSK-1 or below)



●For E-Rings stacked with tape (ETSK-1.2 or above)



Size chart of Stacked E-Ring and ET Holder used in Dispenser (ET Stand)

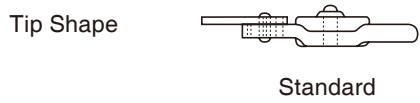
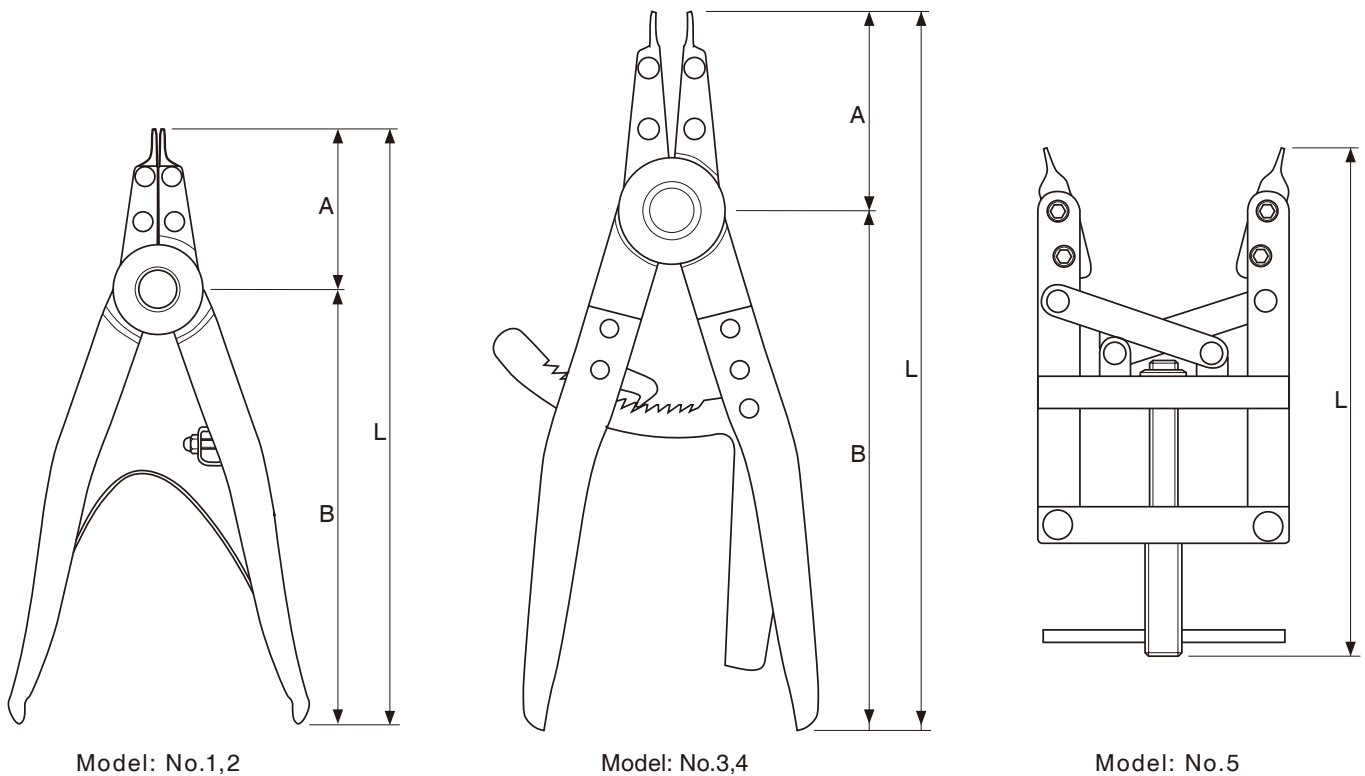
Unit:mm

Size No.	Applicable Size of E-Ring			ET Stack Size No.	ET Holder Size No.	Dispenser (ET Stand) Size No.
	Diameter of inner periphery	Diameter of outer periphery	Plate thickness			
ETW- 0.6	0.6	1.5	0.2	ES- 0.6	ETH- 0.6	ETSK- 00
0.7	0.67	2	0.2	0.7	0.8	00
0.8	0.8	2	0.2	0.8	0.8	00
1	0.98	2.8	0.2	1	1	1
1.2	1.2	3	0.3	1.2	1.2	1.2
1.5	1.5	4	0.4	1.5	1.5	1.5
1.9	1.9	4.5	0.4	1.9	1.9	1.9
2	2	5	0.4	2	2	2
2.3	2.3	6	0.4	2.3	2.5	2.5
2.5	2.5	6	0.4	2.5	2.5	2.5
3	3	7	0.6	3	3	3
3.2	3.2	7	0.6	3.2	3	3
4	4	9	0.6	4	4	4
5	5	11	0.6	5	5	5
6	6	12	0.8	6	6	6
7	7	14	0.8	7	7	7
8	8	16	0.8	8	8	8
9	9	18	0.8	9	9	9
10	10	20	1	10	10	10
12	12	23	1	12	12	12

RETAINING RINGS | PUSH NUTS | WAVE WASHERS AND OTHERS | SCREW TYPE PLATE NUTS | SPRING PINS | SNAP PINS | JOINT CLIPS

ASSEMBLY TOOLS

Pliers (A Tool to install C-Type Retaining Ring)



ST Plier (For Shafts)

Size No.	Applicable Size of Retaining Ring	A	B	L	Model
ST-0	4 - 9	50	150	Approx. 200	No.1
ST-1	10 - 18	50	150	Approx. 200	No.1
ST-2	19 - 30	50	150	Approx. 200	No.1
ST-2N	32 - 58	65	180	Approx. 245	No.2
ST-3	60 - 80	75	210	Approx. 285	No.3
ST-4	82 - 165	90	330	Approx. 420	No.4
ST-5	170 - 300	—	—	Approx. 240	No.5

RT Plier (For Groove)

Size No.	Applicable Size of Retaining Ring	A	B	L	Model
RT-0	6 - 9	50	150	Approx. 200	No.1
RT-1	10 - 8	50	150	Approx. 200	No.1
RT-2	19 - 30	50	150	Approx. 200	No.1
RT-2N	32 - 58	65	180	Approx. 245	No.2
RT-3	60 - 80	75	210	Approx. 285	No.3
RT-4N	82 - 175	98	365	Approx. 465	No.4
RT-5	180 - 300	—	—	Approx. 240	No.5